

# 2017 STATISTICS For Dig-In Damages



**439k**

U.S. reported damages  
related to dig-ins.



**52%**

of damages resulted from  
improper excavation practices.



**24%**

of damages resulted from not  
calling 811 before digging.

source: [www.commongroundalliance.com](http://www.commongroundalliance.com)



## Underground Facilities are Everywhere

Know what's below.  
Call  before you dig.



A Subsidiary of MDU Resources Group, Inc.

In the Community to Serve®

[www.intgas.com](http://www.intgas.com)



A Subsidiary of MDU Resources Group, Inc.

In the Community to Serve®

## DAMAGE PREVENTION EDUCATION



Call  before you dig.

IT'S FREE. IT'S EASY. IT'S THE LAW.


# DIGGING SAFELY IS A SHARED RESPONSIBILITY

**Intermountain Gas offers FREE contractor/excavator training.**

Contact us to schedule your FREE training.  
**awareness@igc.com**

**Customer Service/Emergency: 800-548-3679**

Get more information and view a schedule of classes at **www.intgas.com/free-training**.

Intermountain Gas is committed to keeping you safe by reducing excavation damage to underground facilities through education and awareness. Always call  before you dig to get your utility lines located, and dig safely using proven excavation methods.

Please refer to Idaho's Dig Law for more information.




# FOLLOW THESE SIMPLE STEPS

- Call 811 or visit [www.Call811.com](http://www.Call811.com) two business days before you plan to dig to have underground utilities marked for free.
- If you are a subcontractor, protect yourself and your company by calling 811 for a locate ticket. The general contractor's ticket does not apply to anyone except them.
- Outline/mark your planned dig site in white paint.
- Wait for ALL utility lines to be marked before digging.
- Maintain the locate marks throughout the lifetime of the project.
- There is a tolerance zone on either side of the markings. Hand dig to expose and determine the exact location of utilities before proceeding with excavation.
- Use acceptable backfill (such as sand or rock-free dirt) and proper compaction to avoid damage to facilities.
- Stop excavating immediately if you find unmarked gas lines, and call 811 to have them marked.
- If there is a release of natural gas, leave the area and call 911. Then, call Intermountain Gas and keep others clear of the area.
- Call Intermountain Gas to report all hit lines - even if there is no blowing gas. Minor nicks and wrap damage can be dangerous if left unrepaired.
- Never try to fix a damaged natural gas line or try to restrict the gas flow in any way.


# UTILITY COLOR CODES


**All utilities will mark the location and path of their underground facilities using the following colors:**

  
**WHITE:** Proposed Excavation


  
**FLUORESCENT PINK:** Temporary Survey Markings


  
**RED:** Electric Power Lines, Cables, Conduit and Lighting Cables

  
**YELLOW:** Gas, Oil, Steam, Petroleum or Gaseous Materials

  
**ORANGE:** Communication, Alarm or Signal Lines, Cables or Conduit

  
**BLUE:** Potable Water

  
**PURPLE:** Reclaimed Water, Irrigation and Slurry Lines

  
**GREEN:** Sewers and Drain Lines